

## Features

Low coil power consumption  
Small size and low cost  
PCB mounting  
Switching capacity from 1Amp to 5Amp  
Dust cover or wash tight type



us: E141516

## Ordering information

FRS6 C S 5 DC12V

1 2 3 4 5

1 Relay model  
2 Contact arrangement: C: 2 Form C  
3 Construction: NIL: Dust cover; S: Wash tight type  
4 Contact rating: 1: 1Amp; 3: 3Amp; 5: 5Amp

5 Rated voltage  
Note: RoHS : RoHS compliant relay;  
RoHS- I: AgNi contact;  
RoHS-N: AgSnO<sub>2</sub> contact

## Coil rating

Rated voltage (V)	Coil resistance $\Omega$ +/- 10%	Rated current (mA)	Must operate voltage % of rated voltage (at 20°C)	Must dropout voltage 10 Min.	Maximum voltage 130 Max.	Power consumption (W) Approx.	Operate time (ms)	Release time (ms)
3	18	166.6	75 Max.	10 Min.	130 Max.	0.5	<10	<5
6	72	83.3						
9	162	55.5						
12	288	41.6						
24	1152	20.8						
48	4608	10.4						

CAUTION: 1. The use of any coil voltage less than the rated coil voltage will compromise the operation of the relay.  
2. Pickup and release voltage are for test purposes only and are not to be used as design criteria.

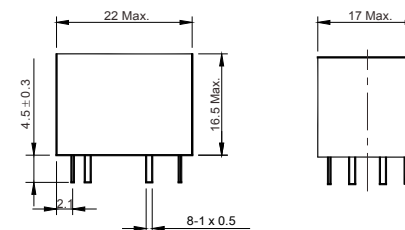
## Characteristics

Contact arrangement	DPDT (2 Form C)	
Contact material	Silver alloy	
Contact resistance	50m $\Omega$ Max.	
Contact rating (resistive)	1A 125VAC/28VDC; 3A 125VAC/28VDC; 5A 125VAC/28VDC UL and cUL approved ratings: 5A 277VAC/30VDC	
Switching power	1,250VA / 150W Max.	
Switching voltage	AC 380V / DC 50V Max.	
Insulation resistance	100M $\Omega$ Min. (500VDC)	
Dielectric strength	750VAC (50Hz/min) Between open contacts 1,000VAC (50Hz/min) Between coil and contact	
Shock resistance	10g Approx.	
Vibration resistance	1.5mm Double amplitude 10-55Hz	
Ambient temperature	-40°C to +70°C	
Operation life	Mechanical	10 <sup>7</sup>
	Electrical	10 <sup>5</sup> (at rated load)
Weight	12g Approx.	

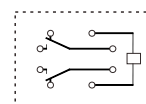
(Specifications are subject to change without notices.)

## Dimensions

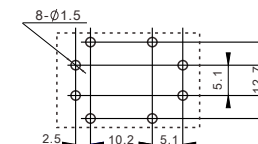
mm



Wiring diagram  
(Bottom view)



Mounting holes



## Reference data

